

IF IN DOUBT ASK  
DO NOT SCALE

A

B

C

D

E

F

G

H

J

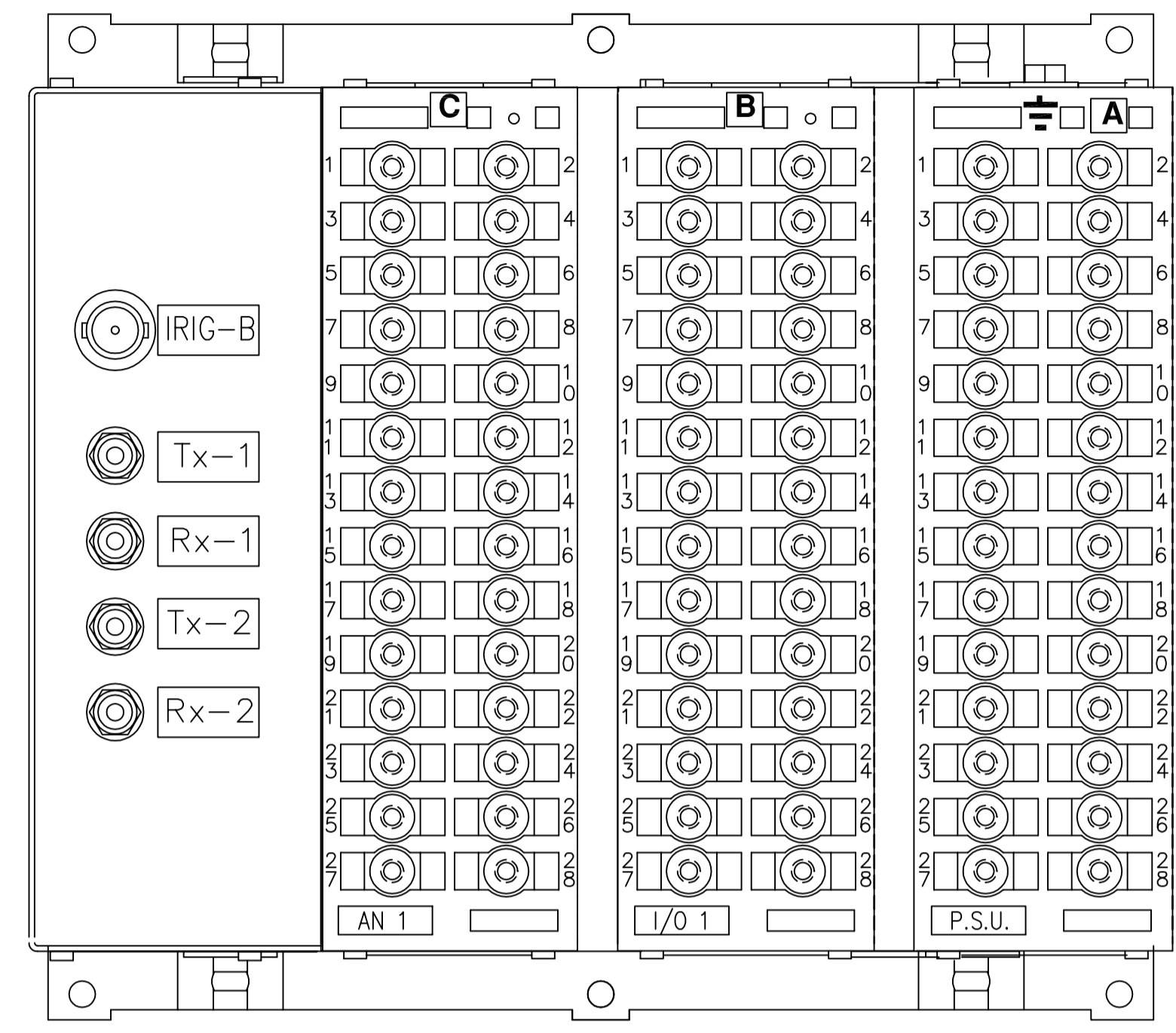
K

NOTES

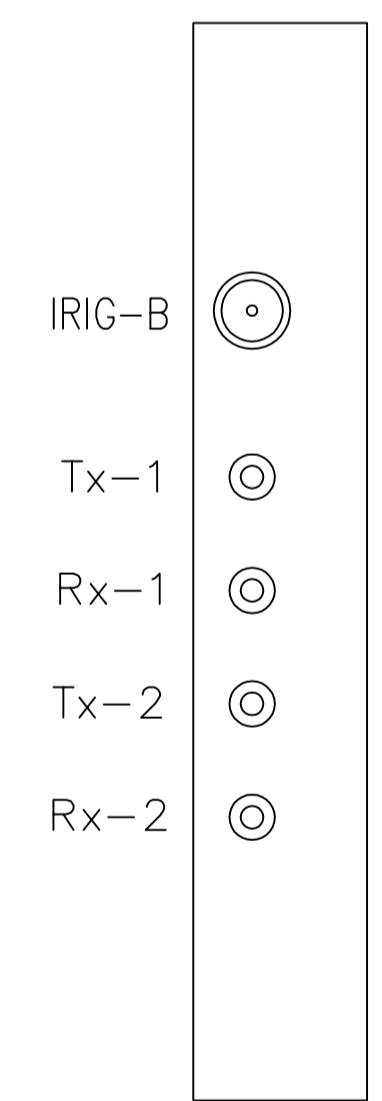
- 1 TERMINALS RECOMMENDED ARE PRE INSULATED & MUST BE CRIMPED USING APPROVED TOOLING. AMP PIDG OR PLASTI GRIP FUNNEL ENTRY (RING TONGUE) FOR M4 FIXING STUD.
- 2 FOR OUTLINE & DRILLING DRG SEE 2995X10008 (A4).
- 3 IRIG-B & FIBRE OPTIC CONNECTORS MUST BE DISCONNECTED & FIXING NUTS REMOVED BEFORE WITHDRAWING CONTROLLER MODULE.

SUPPLIER	AMP	CABLE SIZE
AMP	342103	0.25-1.6 SQ MM
AMP	342143	1.0-2.6 SQ MM.

OR ANY OTHER MANUFACTURERS EQUIVALENT TERMINAL.

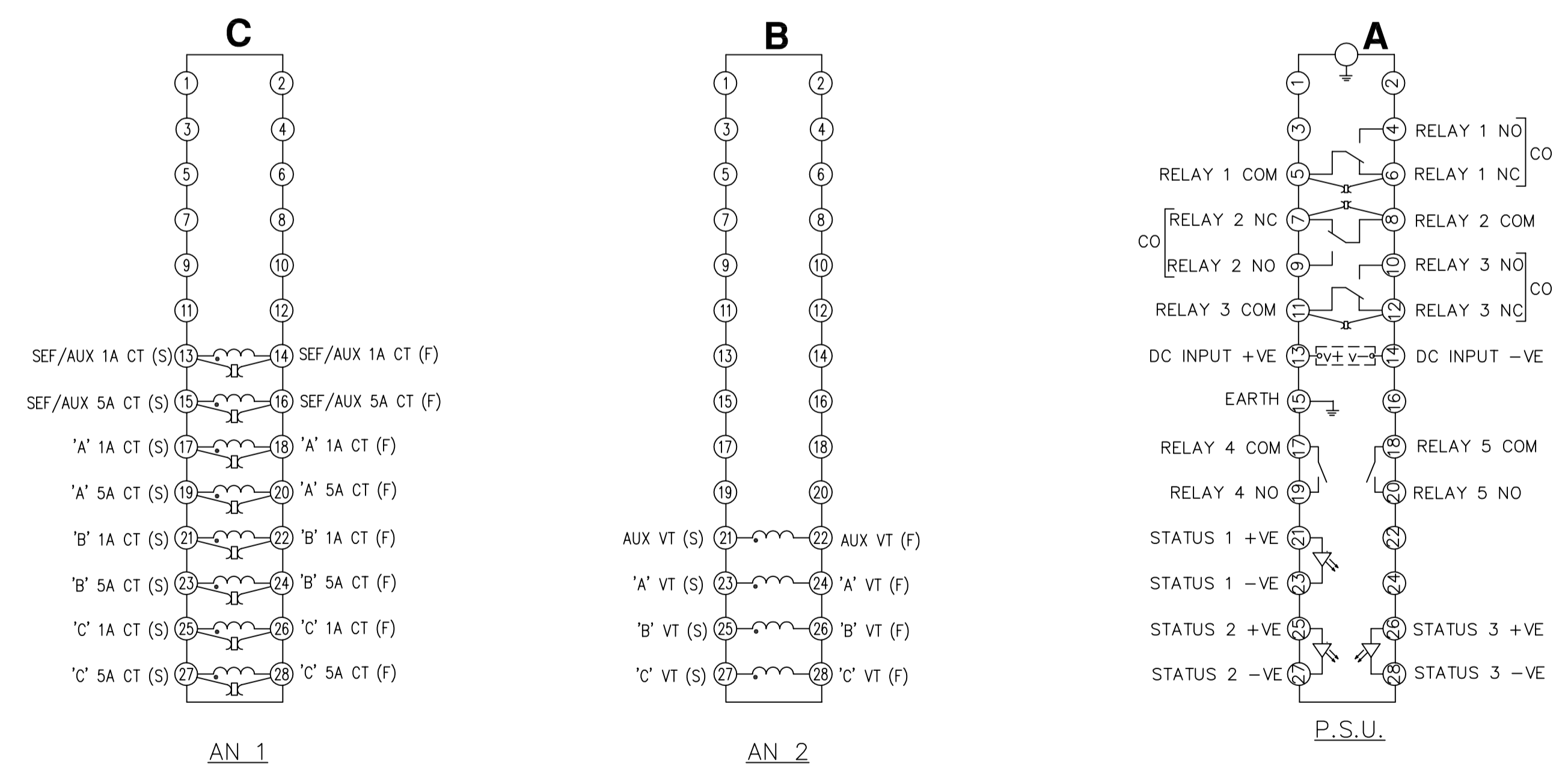


RELAY VIEWED FROM REAR



Controller Module

(SEE NOTE 3)



MODULE LABEL KEY

ANALOGUE MODULE	AN 1 etc
INPUT/OUTPUT MODULE	I/O 1 etc
P.S.U. & BASIC I/O MODULE	P.S.U.

ABBREVIATIONS

CT-CURRENT INPUTS
VT-VOLTAGE INPUTS
SI-STATUS INPUTS
CO-CHANGE OVER OUTPUT CONTACTS
NO-NORMALLY OPEN OUTPUT CONTACTS
NC-NORMALLY CLOSED OUTPUT CONTACTS

FOR INFORMATION ONLY  
UNCONTROLLED COPY  
NOT SUBJECT TO UPDATE

MATERIAL:

Dimensions in millimetres ; Surface texture in micrometres.  
Machine where marked ✓  
For explanation of dimensions, tolerances, notes etc. see B.S.308.  
Limit on untoleranced unmachined dimensions ±  
Limits on untoleranced machined dimensions to B.S.4500;  
i.e. up to 6±0.1; over 30 to 120±0.3; over 315±0.8;  
over 6 to 30±0.2; over 120 to 315±0.5;  
General unmachined angular tolerance ±

Finish:	Title:	First used on:
Treatment:	TERMINAL IDENT & WIRING DIAGRAM FOR MODULAR 2 RELAYS (4CT,4VT,3SI,3CO,2NO) E8 CASE	Similar Articles:
	VATECH REYROLLE AUTOMATION, CONTROL & PROTECTION	Supersedes:
	Original Scale:	Drg. No.
	NTS	2513W11002
DRAWN RDW	CHECKED RD.WATSON	APPROVED RD.WATSON
DATE 22/02/05	IE	OPS
PCP	Purch.Spec. TQ	EAC
CE	STD	A1

1	RDW	22/02/05	MN513/2692
P1	19/11/03	CHANGE	
ISSUE	DATE	NOTED	△

Copyright © 2003 VATECH REYROLLE ACP Ltd. Hebburn